

IEEE Std C57.12.20™-2017
(Revision of
IEEE Std C57.12.20-2011)

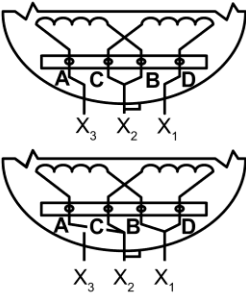
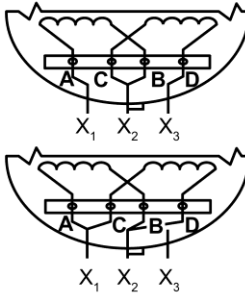
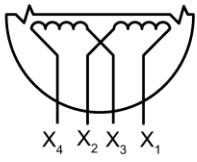
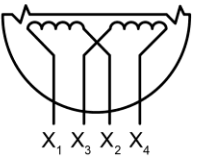
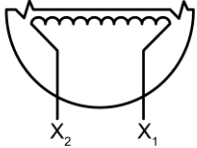
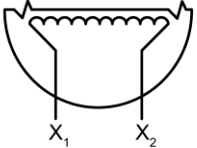
Errata to IEEE Standard for Overhead-Type Distribution Transformers 500 kVA and Smaller; High Voltage, 34 500 V and Below; Low Voltage, 7970/13 800Y V and Below

Sponsor
Transformers Committee
of the
IEEE Power and Energy Society

Copyright 2018 by the Institute of Electrical and Electronics Engineers, Inc. All rights reserved. Published 2018
Printed in the United States of America. This correction sheet may be freely reproduced and distributed in order to
maintain the utility and currency of the underlying Standard. This correction sheet may not be sold, licensed or
otherwise distributed for any commercial purposes whatsoever. The content of this correction sheet may not be
modified.

Correction Sheet
Issued 19 September 2018

Page 34, replace Figure 6 with the following:

Description of connection	Additive polarity ^a	Subtractive polarity ^b
<p>Three low-voltage external terminals suitable for series, multiple, or three wire operation.</p> <p>120/240 V 240/480 V</p>		
<p>Four low-voltage external terminals suitable for series, multiple, or three wire operation.^c</p> <p>120/240 V 240/480 V</p>		
<p>Single low-voltage rating</p> <p>277 V 346 V 600 V 2400 V 4800 V 7200 V 7620 V 7960 V</p>		

^aPolarity is additive for transformers 200 kVA and smaller having high-voltage windings 8660 V and below. See 7.3.1.

^bPolarity shall be subtractive for all other single-phase transformers. See 7.3.1.

^cConnect X2 to X3 externally for series operation. Connect X2 to X4 and X3 to X1 externally for multiple operation.

NOTE—The H1 terminal for either additive or subtractive polarity is located on the left-hand side when facing the low-voltage terminals.

Figure 6—Connections and polarity